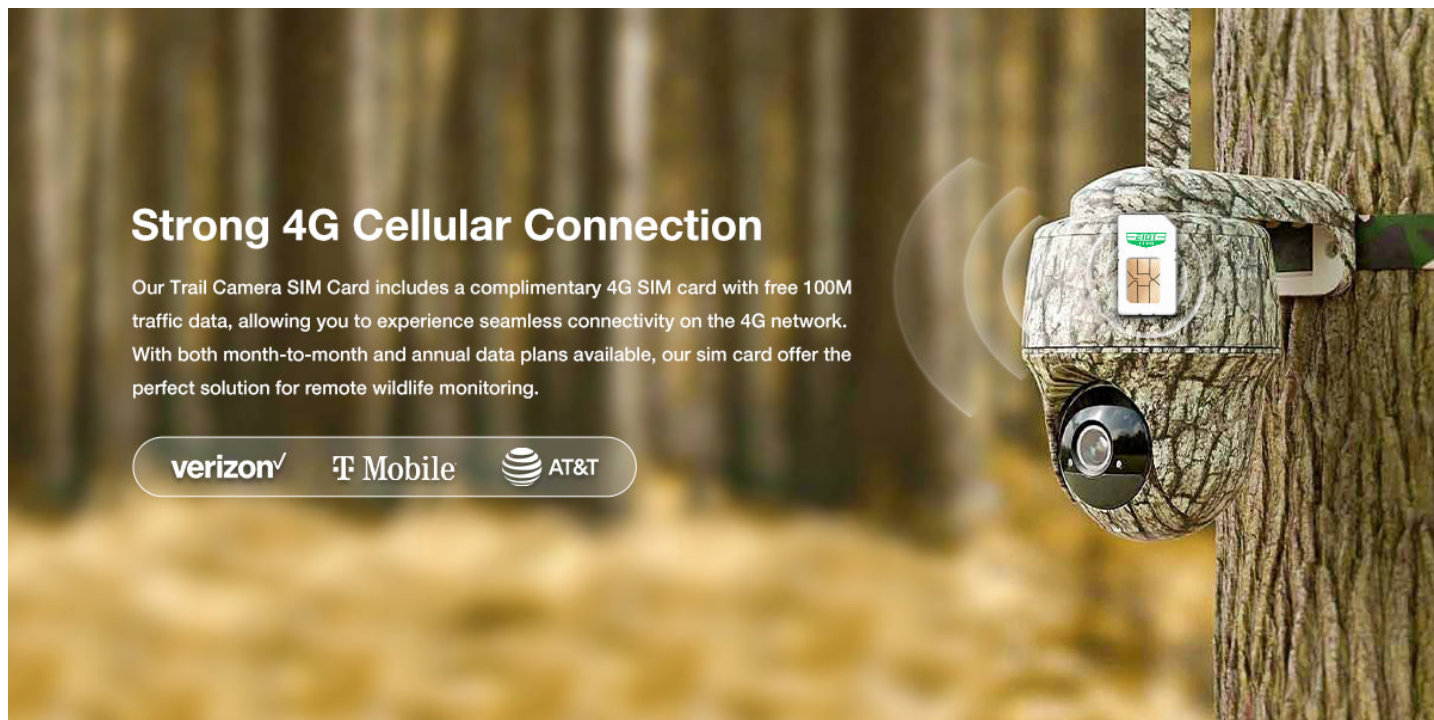





## Unlock the Secret: Find the Ultimate SIM Card for Your Game Cameras Today!

In the world of wildlife observation and security monitoring, game cameras have become invaluable tools for enthusiasts and professionals alike. However, the performance of these cameras heavily relies on a reliable SIM card, which is crucial for seamless connectivity. Whether you're tracking wildlife in remote areas or keeping an eye on your property, the right [SIM card](#) ensures that your camera sends photos and videos in real time. As game cameras gain popularity, many users find themselves wondering how to choose the best SIM card for their specific needs. This article aims to guide you through the process of selecting the ideal SIM card, so you can enhance your game camera's functionality and connectivity.



### Strong 4G Cellular Connection

Our Trail Camera SIM Card includes a complimentary 4G SIM card with free 100M traffic data, allowing you to experience seamless connectivity on the 4G network. With both month-to-month and annual data plans available, our sim card offer the perfect solution for remote wildlife monitoring.

### Understanding Game Cameras and Their Connectivity Needs

Game cameras, often referred to as trail cameras, are devices designed to capture images or videos of wildlife in their natural habitats. They are commonly used for hunting, wildlife research, and even home security. These cameras can operate on different connectivity options—primarily cellular or Wi-Fi. While Wi-Fi cameras require a direct internet connection and are limited to specific locations, cellular game cameras utilize a SIM card to send data over mobile networks. This allows for greater flexibility and functionality, enabling users to receive images and videos from remote locations without the hassle of physical access. For those serious about wildlife observation or security, opting for a cellular game camera with a solid SIM card is a game-changing choice.

### Key Features to Look for in a SIM Card

When it comes to selecting the best SIM card for your game camera, several key features should be taken into account. First and foremost, data plans are critical; some providers offer unlimited data options, while others may have data caps that could hinder performance. Coverage area is another essential factor—ensure that the SIM card you choose has robust network coverage in the areas where you plan to use your camera. Compatibility with your specific game camera model is also vital, as not all SIM cards work with every device. Lastly, speed matters; a faster connection means quicker image transmission, which is especially important for capturing time-sensitive events. By considering these features, you can significantly enhance the performance of your game camera.

### Types of SIM Cards for Game Cameras

SIM cards come in various sizes: standard SIM, micro SIM, and nano SIM. The type you need depends on the design of your game camera. Most modern game cameras utilize either micro or nano SIM cards; however, older models may still require a standard SIM. To determine which type is needed, consult your camera's user manual or specifications. Choosing the correct SIM card size is critical for ensuring that your camera operates smoothly and efficiently.

### Best Practices for Selecting a SIM Card Provider

Choosing a reputable SIM card provider can make all the difference in your game camera experience. Start by looking into customer service; a provider with excellent support can assist you with any issues that arise. Network reliability is another crucial factor—read user reviews and do your research to find out which providers offer the most consistent coverage in your area. Additionally, some providers may specialize in services tailored for game cameras, which could offer benefits such as customized data plans. Comparing different providers will help you make an informed decision and ensure that you select a SIM card that meets your needs.

### Where to Purchase SIM Cards

When it's time to purchase your SIM card, you have multiple options at your disposal. Online retailers often have a vast selection and competitive prices, making them a convenient choice. Local stores and specialized shops can also provide assistance and guidance in selecting the right SIM card for your game camera. Regardless of where you purchase, ensure that you do your due diligence; read reviews and check return policies to avoid potential issues. Making an informed purchase will save you time and ensure that you get the best SIM card for your game camera.

## **Maximizing Your Game Camera's Connectivity**

In summary, selecting the right SIM card for your game camera is crucial for maximizing its capabilities and ensuring reliable connectivity. By understanding the connectivity needs of game cameras, recognizing key features to consider, and choosing a reputable provider, you can enhance your overall experience. Whether you're monitoring wildlife or securing your property, the right SIM card is an essential component of your game camera setup. Take the time to research and make an informed decision, and you'll be well on your way to capturing stunning images and videos with your game camera.